



George M. Martin
1940-2021





2020/2021

Crop Overview



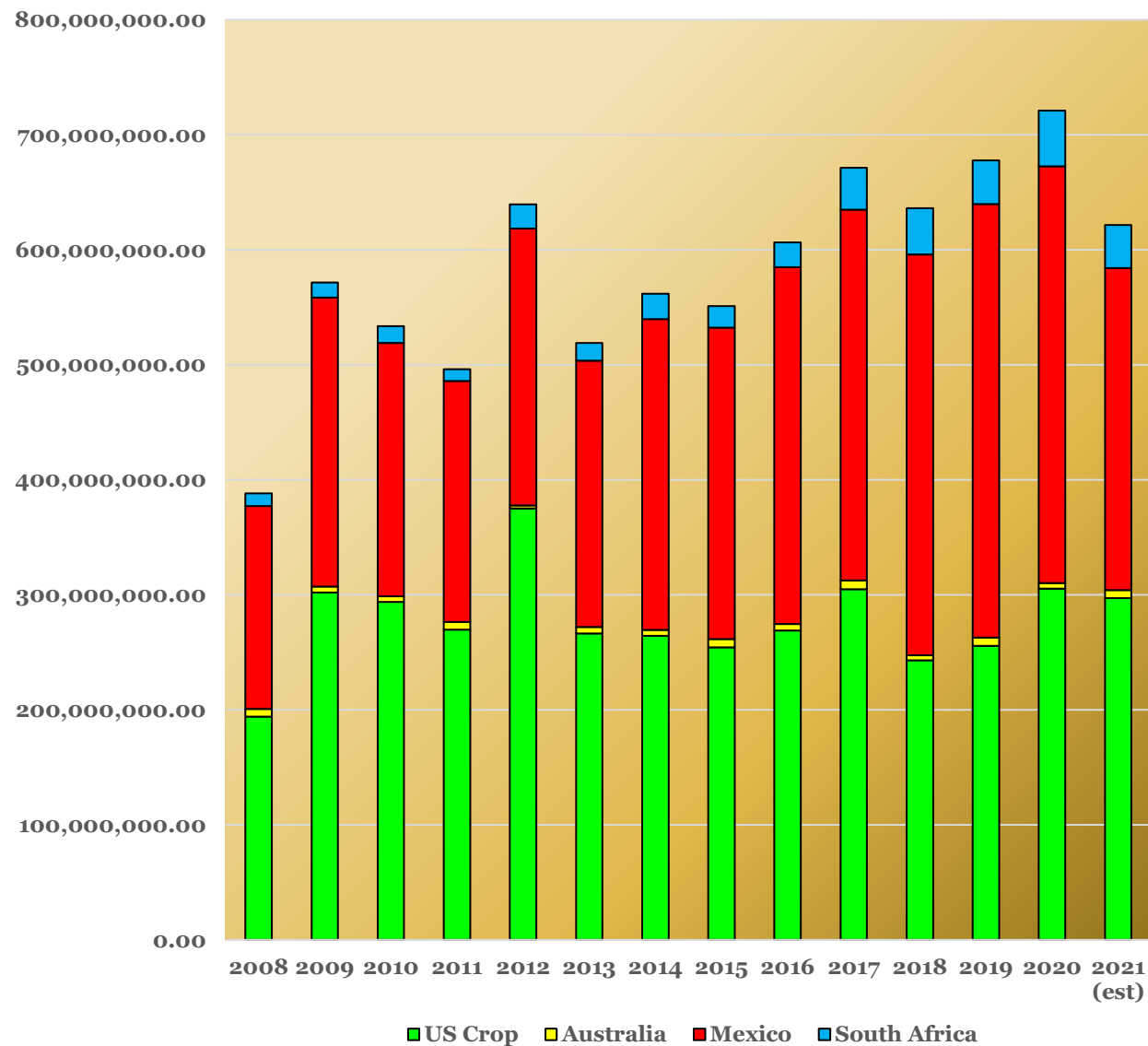
2020 Highlights

- Inshell Exports up 15.9% (thru June)
- Exports of Pecan Kernels up 8.2% (thru June)
- Overall Exports up 11.34% (thru June)
- Overall Consumption up 15.4% (thru July)
- Domestic Consumption up 18 % (thru July)

World Production (Inshell Basis)

•Source: USDA NASS, Stahman Farms-Australia, SAPPA, Bester-SA, Mtebeni Valley Farms, SA, Agricultural Information Service - Mexico, Nature's Finest Foods, Ltd.

•NOTE: Data does not include China or other pecan producing countries



World Supply - Inshell Pounds

Country	2019	2020	2021 (est.)
US	255,600,000	305,360,000	297,000,000
Mexico	376,986,600	362,233,417	280,000,000
South Africa	38,073,442	48,501,200	37,478,200
Australia	7,000,002	4,850,120	7,054,720
US Carry-In	181,881,000	201,470,000	153,781,000
WORLD TOTAL*	859,541,044	922,414,737	775,313,920

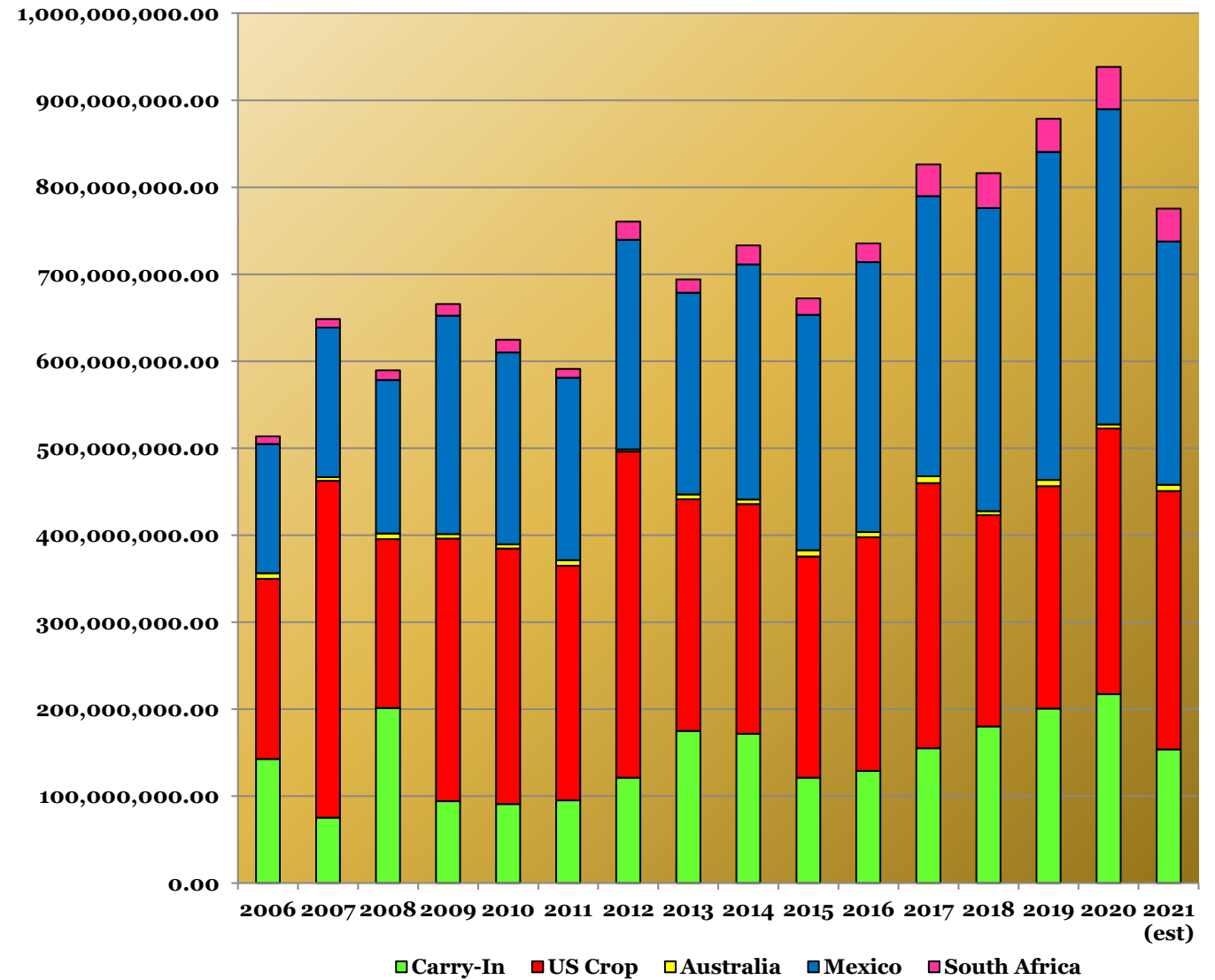
*Note: World total does not include China or other emerging countries. A 50% conversion rate is used to convert kernels to inshell

Source: USDA NASS, Stahman Farms-Australia, SAPPA, Bester-SA, Mtebeni Valley Farms, SA, Agricultural Information Service - Mexico, Nature's Finest Foods, Ltd.

World Supply (Inshell Basis)

•Source: USDA NASS, Stahman Farms-Australia, SAPPA, Bester-SA, Mtebeni Valley Farms, SA, Agricultural Information Service - Mexico, Nature's Finest Foods, Ltd.

•NOTE: Data does not include China or other pecan producing countries



Product available for sale by US

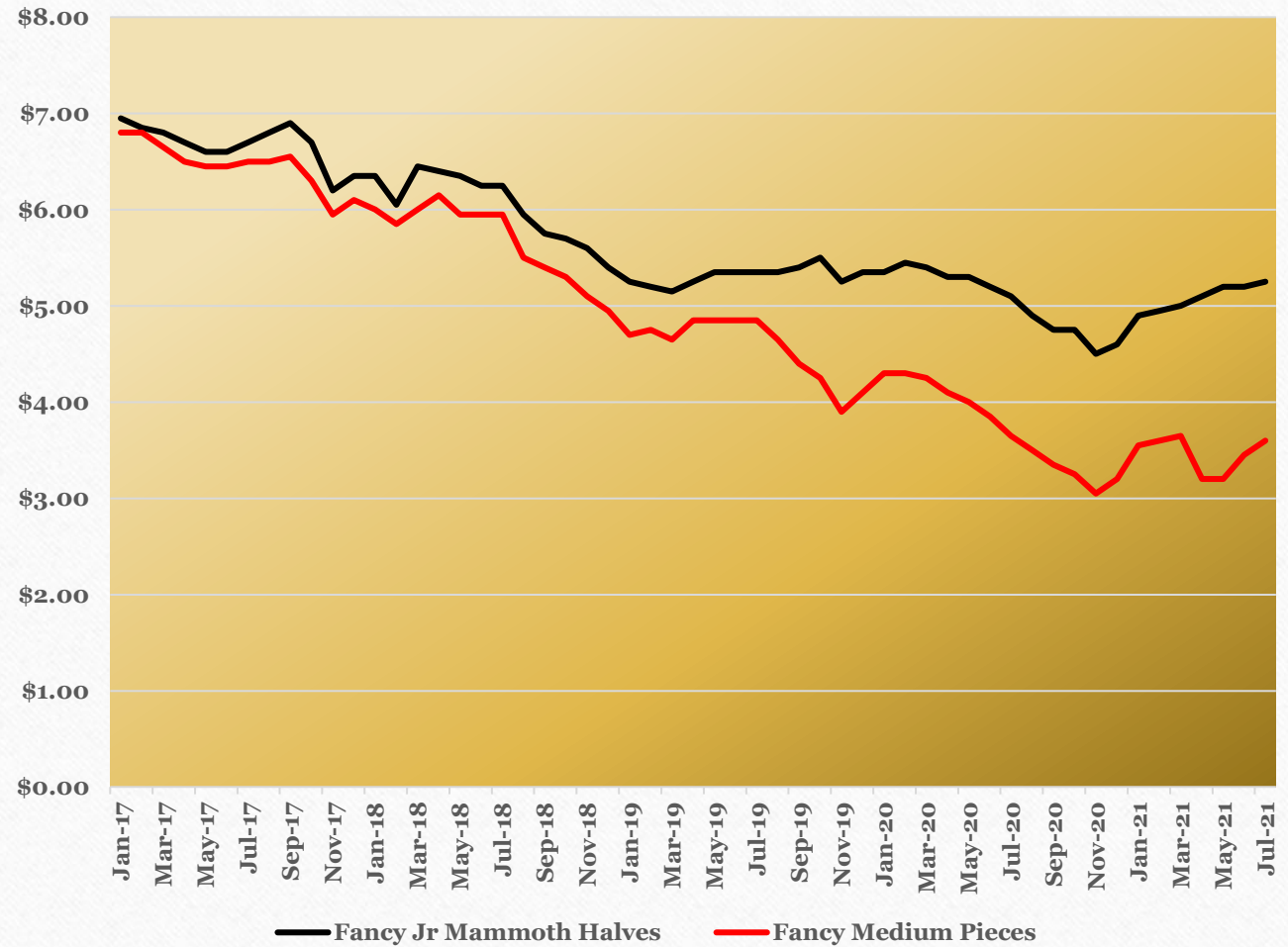
	2019	2020 (est.)	2021 (est.)
Carry-In	181,881,000	201,470,000	153,781,000
US Crop	255,600,000	305,360,000	297,000,000
Mexican Imports	<u>300,239,183</u>	<u>253,770,000</u>	<u>223,318,000</u>
Total Supply	737,720,183	760,600,000	674,099,000
Carry-out	<u>201,470,000</u>	<u>153,781,000</u>	
Consumption	536,250,183	606,819,000	

Note: Figures are expressed in pounds, inshell basis, and do not take into account US Inshell sent to Mexico for shelling. ***Carry-in kernels and Mexican import kernels are converted assuming a 50% yield.*** Data Sources: USDA NASS & FAS, USDA Market News & Nature's Finest Foods

Comparison of Price

Jr Mammoth Halves v Medium Pieces

Source: Nature's Finest Foods, Ltd.





Questions
